

Approval of Minutes

November 13, 2017

•Questions / Comments?

Eligibility Ratification

<i>Location</i>	<i>Site Name</i>	<i>Facility ID #</i>	<i>DEQ Rel # Release Year</i>	<i>Eligibility Determination – Staff Recommendation Date</i>
Chinook	Inman Property	0315189	4887 May 2011	Recommended eligible with 67% reimbursement. Reviewed 10/13/2017.
Great Falls	Lynn Miles Property	6015310	5250 Oct 2017	Recommended eligible. Reviewed 12/13/2017.

Action Item

WEEKLY CLAIM REIMBURSEMENTS
January 29, 2018 BOARD MEETING

Week of	Number of Claims	Funds Reimbursed
November 1, 2017	15	\$31,853.96
November 8, 2017	25	\$112,132.37
November 15, 2017	7	\$99,463.50
November 22, 2017	20	\$65,298.79
November 29, 2017	11	\$71,162.28
December 6, 2017	14	\$527,747.22
December 13, 2017	11	\$252,730.09
December 20, 2017	13	\$127,507.29
January 3, 2018	15	\$234,397.47
January 10, 2018	20	\$65,682.19
Total	151	\$1,587,975.16

Action Item

Facility ID/Alt ID: 706613 / 07-06613 **Facility Name:** Great Falls, Bundtrocks Miracle Mile Service

<i>ClaimID</i>	<i>Release ID</i>	<i>Amount</i>	<i>Date Denied</i>	<i>Reason Denied</i>
20171222E	1865	\$275.25	1/5/2018	Amount claimed exceeds budgeted amount for tasks 2 and 10.
Total:	\$275.25			

Facility ID/Alt ID: 1608190 / 16-08190 **Facility Name:** Bozeman, Interstate 90 Exxon

<i>ClaimID</i>	<i>Release ID</i>	<i>Amount</i>	<i>Date Denied</i>	<i>Reason Denied</i>
20171124A	1751	\$380.00	12/29/2017	Invoice withdrawn. Release and workplan information is incorrect.
Total:	\$380.00			

Facility ID/Alt ID: 9995130 / 99-95130 **Facility Name:** Scobey, Pratt Employee Residence

<i>ClaimID</i>	<i>Release ID</i>	<i>Amount</i>	<i>Date Denied</i>	<i>Reason Denied</i>
20171012C	4884	\$850.00	10/17/2017	Amount claimed exceeds budgeted amount for tasks 2 and 10.
Total:	\$850.00			

Claims Over \$25,000.00

Facility Name Location	Facility- Release ID#	Claim#	Claimed Amount	Adjustments	Penalty	Co-pay	Estimated Reimbursement
Texaco Service Station, Roundup	3301083- 506	20170911C	\$33,949.09	\$452.25	-0-	-0-	\$33,496.84
Former Coal Corral, Colstrip	4405747- 3419	20170920A	\$55,963.51	\$10,416.79	-0-	-0-	\$45,546.72
***First Interstate Bank, Great Falls	9995133- 4901	20171004C	\$1,699.75	-0-	-0-	-0-	\$1,699.75
Sunken Treasure, Butte	4705772- 5164	20171115A	\$42,305.51	\$841.80	-0-	\$17,500.00	\$23,963.71
Bennett Motors Parking Lot, Great Falls	9995173- 5093	20171120B	\$27,793.73	-0-	-0-	\$13,896.87	\$13,896.86
Bennett Motors Office Lot, Great Falls	9995174- 5094	20171120C	\$39,674.00	-0-	-0-	\$17,500.00 Copay met with this claim	\$22,174.00
***First Interstate Bank, Great Falls	9995133	20171130C	\$3,560.69	-0-	-0-	-0-	\$3,560.69
Total			\$204,946.28				\$144,338.57

Action Item

Attorney Report

Report Item

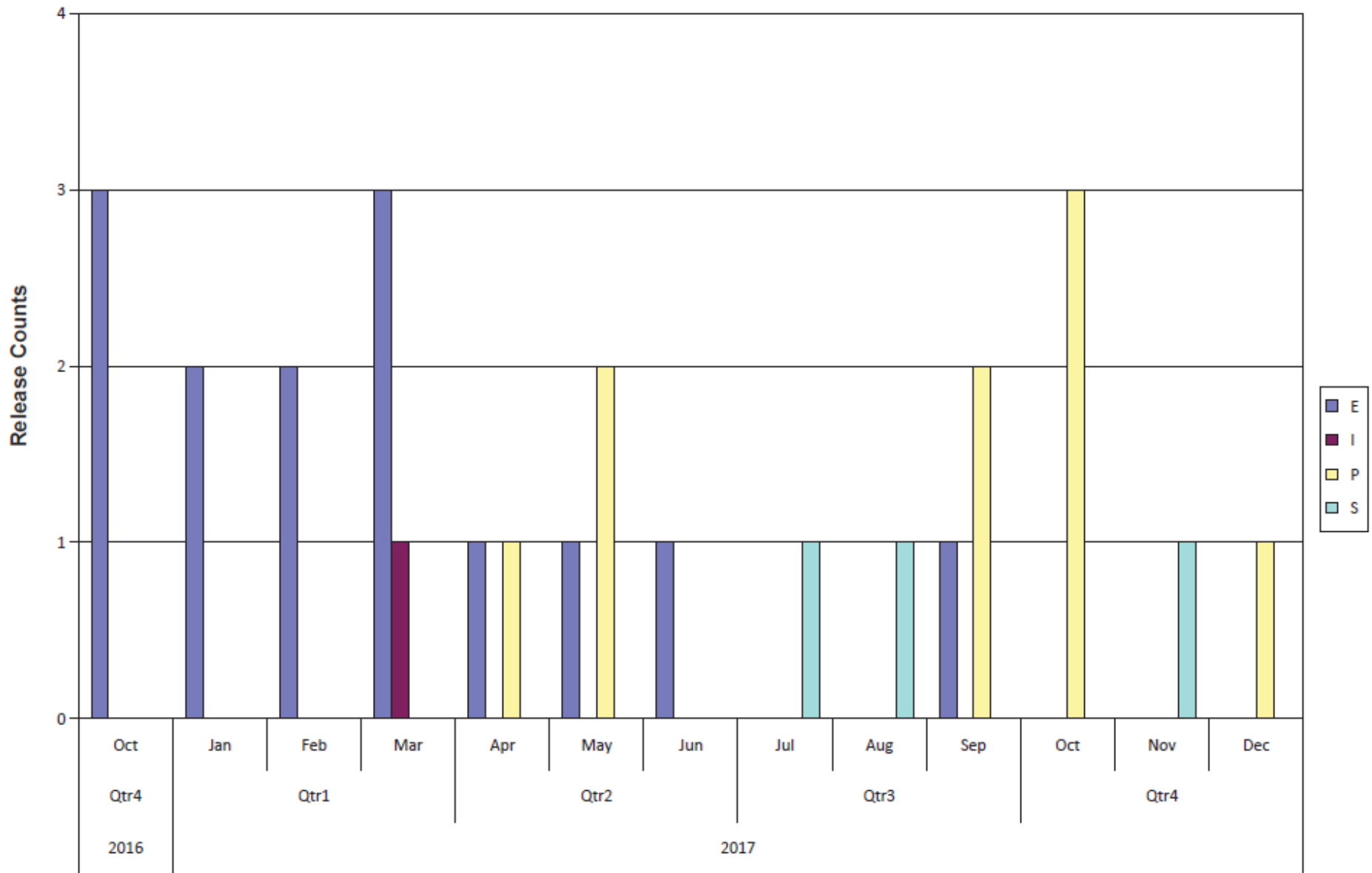
Location	Facility	Facility # & Release #	Disputed/ Appointment Date	Status
Great Falls	Cascade County Shops	07-05708 Release 3051- C1,3051- C2,3051-C3 AND 3051-C4	Denial of applications	Lewis & Clark County District Court remanded the case back to the Board to make further factual findings. The Board is currently working with Cascade County's counsel to coordinate any follow- up briefing that may be needed.

Fiscal Report

Report Item

	Legislative Approp.	Standard Budget	Rev/Exp through 12/31/2017	Projected Rev/Exp	Total FY18 Projected Rev/Exp	Projected Fiscal Year End Balance
Revenues:						
MDT Fee Revenue Estimate	7,157,000	7,157,000	4,069,272	4,456,700	8,525,972	1,368,972
Estimated STIP interest earnings	1,500	37,000	21,873	30,916	52,789	15,789
Misc Revenue- Settlements	100,000	0	0	0	0	0
Total Revenues:	7,258,500	7,194,000	4,091,145	4,487,616	8,578,760	1,384,760
Expenditures:						
(Includes current year expenses only)						
Board						
Personal Services	337,802	337,535	167,170	210,000	377,170	(39,635)
Contracted Services	50,000	50,000	7,999	22,750	30,749	19,251
Contingent Contract Services	2,000,000	2,000,000	0	0	0	2,000,000
Operating	200,837	200,837	46,887	63,000	109,887	90,950
Subtotal	2,588,639	2,588,372	222,056	295,750	517,806	2,070,566
DEQ Regulatory						
Personal Services	1,006,667	1,006,667	488,727	560,000	1,048,727	(42,060)
Contracted Services	50,000	50,000	4,991	24,500	29,491	20,509
Operating & Transfers	483,228	483,228	176,361	267,202	443,563	39,665
Subtotal	1,539,895	1,539,895	670,079	851,702	1,521,781	18,114
Administrative Budget Remaining						2,088,680
Claims/Loan						
Regular Claim Payments	4,990,000	4,590,000	2,569,965	2,907,492	5,477,457	(887,457)
Accrual - FY18 for use in FY19		400,000	0	400,000	400,000	0
Loan Repayment (All loans paid in full)		0	0	0	0	0
Subtotal	4,990,000	4,990,000	2,569,965	3,307,492	5,877,457	(887,457)
Total Expenses:	9,118,534	9,118,267	3,462,100	4,454,944	7,917,044	1,201,222
Increase/(Decrease) of Revenues over Exp as of December 31, 2017			\$629,044	\$32,672	\$661,716	

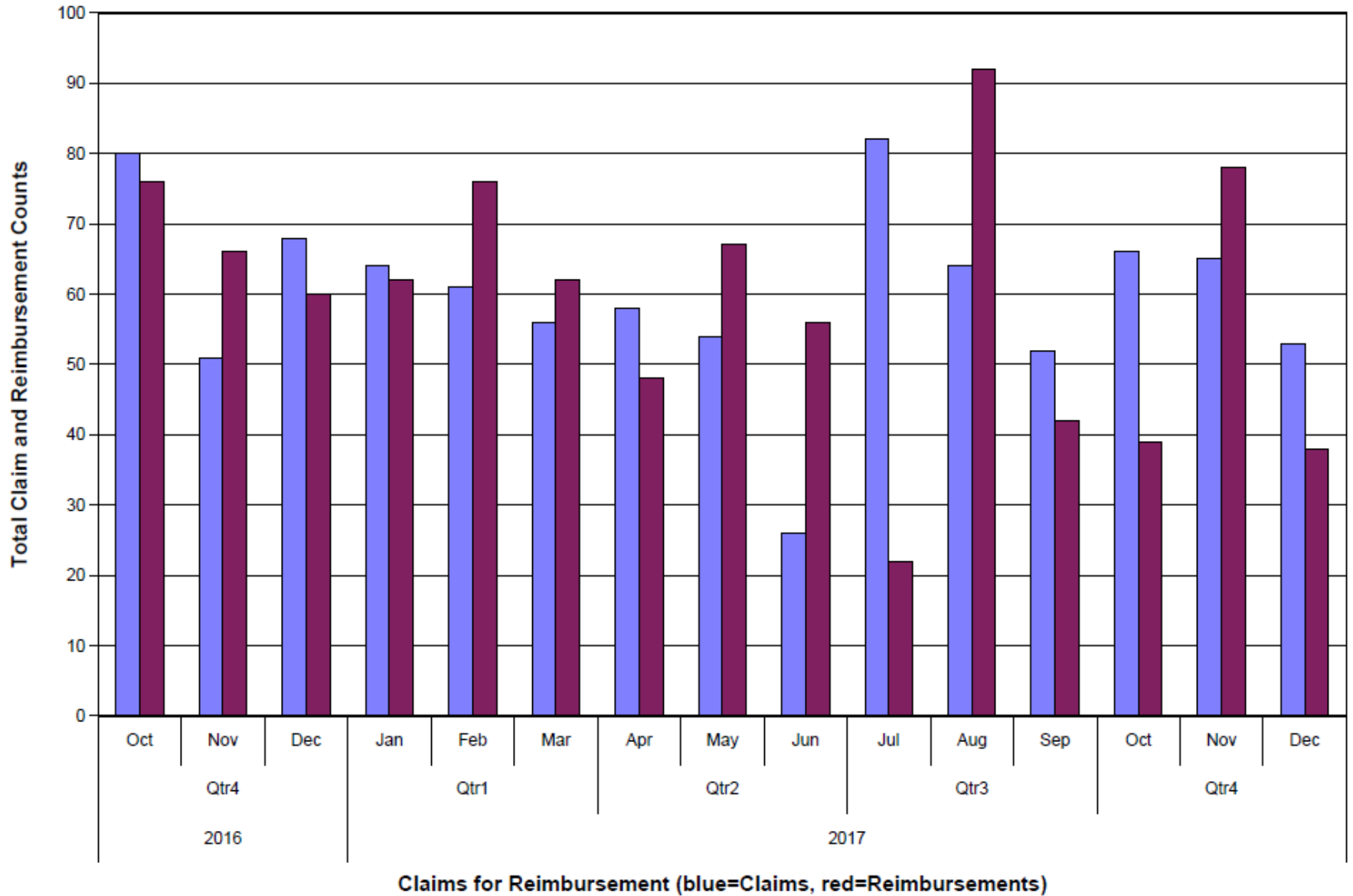
Board Staff Eligibility Graph



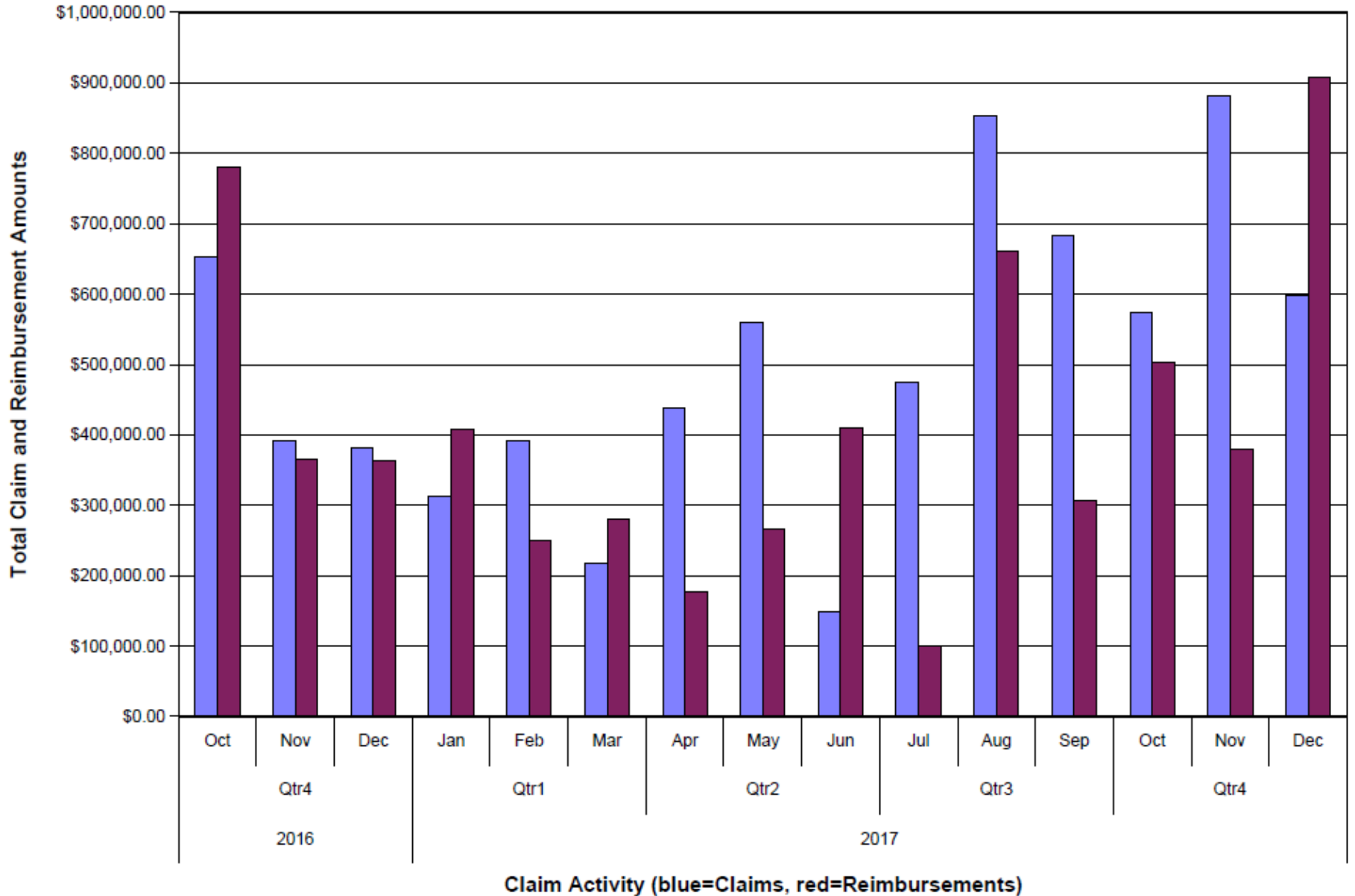
Eligibility Status (Blue=Eligible, Red=Ineligible, Yellow=Pending, Turquoise=Suspended, Purple=Withdrawn)

Board Staff Report

Board Staff Claim Count Graph



Board Staff Claim Value Graph



Board Staff Report

DATE RECEIVED	FACILITY ID	WORKPLAN NAME	WP ID	RELEASE ID	PRIORITY (Proj Officer)	COST EST.	FACILITY NAME	WORKPLAN DATE	REGION	
4/11/2017	2108068	F-W-GWM/R/C/UI	10583	5212	1.1 (Bergum)	\$7,291.20	Holiday Stationstore 272	3/28/2017	2	
6/22/2017	2108068	C-B-SVE/VI	10639	5212	1.1 (Bergum)	\$25,540.46	Holiday Stationstore 272	6/7/2017	2	
6/27/2017	2108068	F-B-VI	10648	5212	1.1 (Bergum)	\$4,103.00	Holiday Stationstore 272	6/21/2017	2	
7/28/2017	2108068	C-B-SVE/FPR/GWMM/VI	10661	5212	1.1 (Bergum)	\$129,166.41	Holiday Stationstore 272	7/27/2017	2	
Total		<u>\$166,101.07</u>		SubTotal Number of Workplans: 4						
11/28/2017	905859	R-B-SB/WI/GWM	10747	5027	2.0 (Stremcha)	\$26,618.74	B & C OIL	11/16/2017	3	
Total		<u>\$26,618.74</u>		SubTotal Number of Workplans: 1						
4/11/2017	2108068	F-W-GWM/R/C/UI	10582	3537	4.0 (Bergum)	\$1,822.80	Holiday Stationstore 272	3/28/2017	2	
7/28/2017	2108068	C-B-SVE/FPR/GWMM/VI	10660	3537	4.0 (Bergum)	\$32,291.61	Holiday Stationstore 272	7/27/2017	2	
10/26/2017	1504503	F-W-GWM	10721	4249	4.0 (Kinney)	\$3,554.73	Manions Implement Dealership	10/20/2017	1	
11/2/2017	1805813	R-B-SB/GWM	10727	3001	4.0 (Miner)	\$11,488.30	P & M Convenience Store 433	10/31/2017	1	
11/2/2017	1805813	R-B-SB/GWM	10726	2909	4.0 (Miner)	\$11,488.30	P & M Convenience Store 433	10/31/2017	1	
11/14/2017	5613778	F-W-GWM	10723	4422	4.0 (Pool Kalispell)	\$4,607.50	Unocal Bulk Plant	11/2/2017	1	
11/28/2017	5604962	F-W-GWM	10729	4959	4.0 (Stremcha)	\$3,429.36	Zeiler Property	11/3/2017	3	
Total		<u>\$68,682.60</u>		SubTotal Number of Workplans: 7						
11/14/2017	2505376	F-W-WA	10666	355	5.0 (Cala)	\$1,982.50	Power Kia Former Montana Mobile Homes	10/12/2017	1	
12/6/2017	4600762	F-S-LF	10676	3619	5.0 (Opp)	\$9,092.03	Prairie States Coop Terminal	11/30/2017	3	
12/22/2017	3208475	F-W-WA	10745	4778	5.0 (Miner)	\$2,648.75	Dales Dairy	12/4/2017	1	
Total		<u>\$13,723.28</u>		SubTotal Number of Workplans: 3						
Total Number of Workplans: 15					Total <u>\$275,125.69</u>					

Report Item

Petroleum Release Activity since Last Report – October 30, 2017 to January 10, 2017

Release Status	Activity
Confirmed Releases	3
Releases Resolved (Closed)	11

PTS Report

Petroleum Release Activity from – January 1, 2017 to January 10, 2018

Release Status	Activity
Confirmed Releases	0
Releases Resolved (Closed)	0

Summary of All Petroleum Release Activity to October 30, 2017

Total Confirmed Releases	4,691
Total Resolved Releases	3,645
Total Active Releases	1,001
Total Active and Eligible	640
Active Ineligible	107
Active Undetermined/Pending	254

Public Forum